



# Electronic VFD System for Pulmotil<sup>®</sup>

By GlobalVetLink  
In Partnership with Elanco

March 2011

# GlobalVetLink Homepage

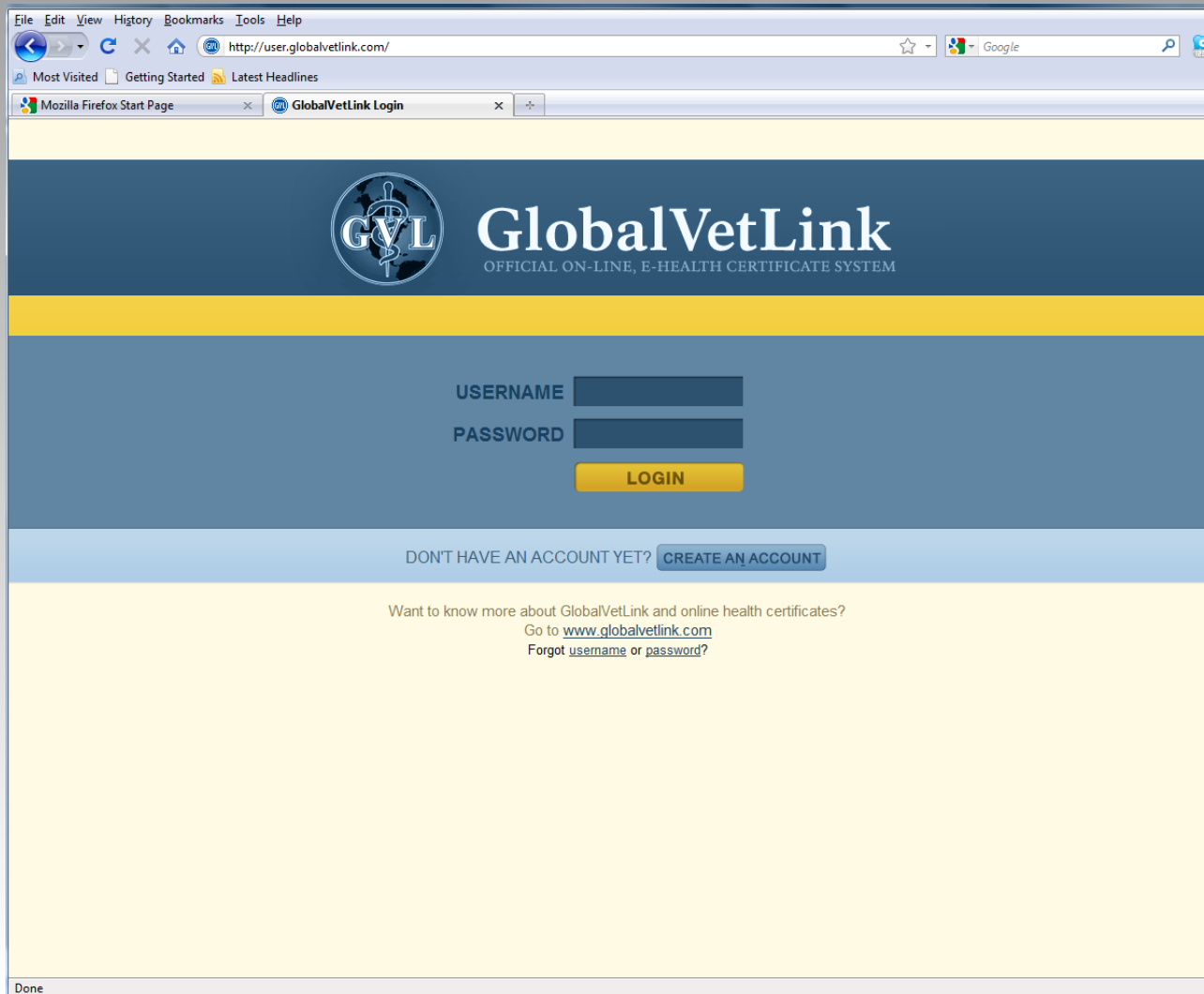
The screenshot shows the GlobalVetLink homepage in a browser window. The address bar displays "globalvetlink.com". The main header features the GVL logo and the text "GlobalVetLink" in a large, white serif font. To the right of the header is a "LOGIN" button. Below the header is a navigation menu with links for "SUPPORT", "PRODUCTS", "NEWS", "ABOUT", "REGULATIONS", "RESOURCES", and "SIGN UP".

The main content area is divided into three vertical sections: "Owners", "Vets", and "Labs/Officials". The "Vets" section is the central focus, featuring a large text block: "Electronic certificates provide your clients with clean professional forms. Plus GVL's online system you will save time, labor, and money." Below this text are six icons with corresponding text: a globe for "Recognized Nationwide", a clock for "Faster Results", a graduation cap for "Maximize Efficiency", a document for "Decreased Paperwork", a green plus sign for "Additional Identification", and a dollar sign for "Added Value". A lightbulb icon is labeled "More Exposure". A "more..." button is located at the bottom right of this section.

The footer is divided into three columns. The left column, titled "CONTACT", lists phone numbers for new and current customers, support center hours, and an email address. The middle column, titled "EV RX", promotes "Electronic Veterinary Prescriptions" and lists features like "Track Drug Usage", "Assess Efficacy", and "Document Judicious Use". The right column, titled "AROUND THE WEB", includes social media links for Facebook, Twitter, and YouTube, along with links for "User Testimony", "Product Demos", and "Guided Tutorials".




# GVL Login Screen



The screenshot shows a Mozilla Firefox browser window with the address bar displaying <http://user.globalvetlink.com/>. The browser tabs include "Mozilla Firefox Start Page" and "GlobalVetLink Login". The login page features the GlobalVetLink logo (a caduceus with "GVL" text) and the text "GlobalVetLink OFFICIAL ON-LINE, E-HEALTH CERTIFICATE SYSTEM". Below the logo is a yellow horizontal bar. The main login area is a dark blue rectangle containing two text input fields labeled "USERNAME" and "PASSWORD", and a yellow "LOGIN" button. Below the login area is a light blue bar with the text "DONT HAVE AN ACCOUNT YET?" and a "CREATE AN ACCOUNT" button. The bottom section of the page is yellow and contains the text: "Want to know more about GlobalVetLink and online health certificates? Go to [www.globalvetlink.com](http://www.globalvetlink.com) Forgot [username](#) or [password](#)?". The browser status bar at the bottom left shows "Done".



# Veterinarian Dashboard & News Page




## Global Vet Link

Official On-Line, eHealth Certificate System

Sample DVM DVM  
LOGOUT

MAIN | NEWS | ABOUT | LINKS | CONTACT | FAQ | 02/15/11



### main

[Click here for the December 2010 GVL Newsletter](#)

---

**Home**   **New Menu**

**Certificates** ▾   You may have noticed that we implemented changes to the navigation menu. We hope these changes will increase functionality and improve the GVL user experience.

**Reports** ▾

**Contacts** ▾   Beginning January 3rd we will offer extended support hours. Our hours of operation will be Monday through Friday, 8:00 a.m. to 7:00 p.m. CST. We will also have Saturday support hours from 8:00 a.m. to 12:00 p.m. January through May.

**Tools** ▾

**Help** ▾   **New Application**

We have a new Agent log in at [www.globalvetlink.com](http://www.globalvetlink.com). An Agent is anyone who would need access to certificates for multiple owners and multiple animals. Examples of Agents include: **Trainers, Stable Managers, Transporters, Shows, etc.**

- How do Agents access certificates?  
  
Go to [www.globalvetlink.com](http://www.globalvetlink.com). Click on "Create an Account". Select "Agent Account". Click "Accept" on the terms and conditions and enter e-mail address. A temporary password will be generated and an email will be sent to finish the Agent registration process.
- What is the cost?
- The new Agent application is currently in a Beta testing phase. We will be evaluating feedback from all Agents who participate in this application. This will be a fee based service in January, 2011.
- Which documents can Agents access?  
  
All available documents for animals to which they've been granted access.
- Who grants the Agent's access?  
  
Animal owner or Veterinarian  
  
Click here to [Print Owner and Agent information](#).

---


[Click here for the September 2010 GVL Newsletter](#)



# Certificate Menu








- Home
- Certificates** ▲
  - [Inbox \(3\)](#)
  - [Create New](#)
  - [eVRx Templates](#)
  - [VFD Renewals](#)
  - [Edit Saved](#)
- VFDs ready to sign
- [Pending Lab Approval](#)
- Reports** ▼
- Contacts** ▼
- Tools** ▼
- Help** ▼

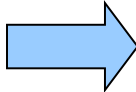


## Certificates

Please choose a certificate type:

- Home
- Certificates** ▼  **Equine Infectious Anemia (EIA)**
- Reports ▼
- Contacts** ▼  **Health Certificate (OCVI)**
- Tools ▼
- Help ▼  **GoPass**
-  **GlobalVetLink Veterinary Prescription Certificate**
-  **Electronic Veterinary Feed Directive**

© 2001 - 2009, [GlobalVetLink, LC](#) |



# Step 1 - Select Contacts

**VFD** Step 1: Select Contacts Step: Back 1 2 3 4 5 Save

Owner  
SEARCH :  Go  
NEW OWNER  
NAME STREET CITY STATE ZIP

Home  
Certificates  
Reports  
Contacts  
Tools  
Help

**VFD** Step 1: Select C  
Owner  
SEARCH :   
NEW OWNER  
NAME CITY

GlobalVetLink - Google Chrome  
gvl.globalvetlink.com:8881/contacts/editContact.jsp?contacttype\_id=3&address\_id:  
Items marked with an asterisk (\*) are required.  
Last Name/Business: \*   
First Name, MI:    
Suffix:   
Address: \*   
City: \*   
State: \*   
Postal Code: \*   
County:   
Premises ID:   
State Premises ID:   
Phone: \*   
Mobile Phone:   
Fax:   
[Privacy Statement](#)



# Step 2 - Select Animal

VFD **Step 2: Select Animal** Step: [Back](#) [1](#) [2](#) [3](#) [4](#) [5](#) [Save](#) Owner: Joe Smith  
Animal(s): not yet selected

[Search](#) [New Animal Group](#)

Home [Example VFD](#)

Certificates ▾  
Reports ▾  
Contacts ▾  
Tools ▾  
Help ▾

© 2001 - 2009, [GlobalVetLink, LC](#) | [Disclaimer](#) | [Privacy Statement](#)

Step 2: Select Animal Owner: Joe Smith  
Animal(s): not yet selected

GlobalVetLink - Google Chrome  
gvl.globalvetlink.com:8881/animals/editAnimalGroupSwine.jsp?contact\_id=254624&animalgroup\_id=-1&anir

**Items marked with an asterisk (\*) are required.**

**Group Name: \***

**Number of Animals: \***

**Remarks/  
Additional Certification  
Statements:**

**Age: \***  Age Range: (pig age)  
 to

Adult

[Save](#)

[Example VFD](#)



# Step 2 cont...Select Animal

**VFD** Step 2: Select Animal Step: [Back](#) [1](#) [2](#) [3](#) [4](#) [5](#) [Save](#)

[Search](#) [New Animal Group](#)

[Home](#) [Example VFD](#)

**Certificates** **Joe Smith** [ [view contact detail](#) ]


**Reports** 1 animal group(s) found.

**Contacts** [Sample Group 2-16-11](#) [Add to Certificate](#)

**Tools**

**Help**

© 2001 - 2009, [GlobalVetLink, LC](#) | [Disclaimer](#) | [Privacy Statement](#)



# Step 3 - Enter VFD Information

**VFD** Step 3: Enter VFD Information Step: [Back](#) 1 2 3 4 5 [Save](#) Owner: Joe Smith  
Animal(s): Sample Group 2-16-11

Items marked with an asterisk (\*) are required.

**Home** **Pulmotil - 363 g/ton:**  
**Certificates** **Number of Days:** \*   
**Reports** **Choose one of the following\***  1. Total Tons:   
**Contacts** **Feed Computation per Pig:**  
**Tools**  2. By Weight:  
Starting Weight in lbs:   
Ending Weight in lbs:   
 3. Lbs of Feed per Pig:   
[\[ Display feed chart \]](#)  
**Special Instructions:**  
limit 65 characters


**Pulmotil - 272 g/ton:**  
**Number of Days:** \*   
**Choose one of the following\***  1. Total Tons:   
**Feed Computation per Pig:**  
 2. By Weight:  
Starting Weight in lbs:   
Ending Weight in lbs:   
 3. Lbs of Feed per Pig:   
[\[ Display feed chart \]](#)  
**Special Instructions:**  
limit 65 characters

**Pulmotil - 181 g/ton:**  
**Number of Days:** \*   
**Choose one of the following\***  1. Total Tons:   
**Feed Computation per Pig:**  
 2. By Weight:  
Starting Weight in lbs:   
Ending Weight in lbs:   
 3. Lbs of Feed per Pig:   
[\[ Display feed chart \]](#)  
**Special Instructions:**  
limit 65 characters





# Step 4 – Additional Information



# Step 5 - Preview



# ELECTRONIC SIGNATURES

The screenshot shows a web application interface for a Veterinary Field Data (VFD) system. The main page is titled "VFD" and is in "Step 5: Preview". Navigation buttons include "Back", "1", "2", "3", "4", "5", and "Save". A sidebar menu on the left contains "Home", "Certificates", "Reports", "Contacts", "Tools", and "Help". A popup window titled "GlobalVetLink - Google Chrome" is overlaid on the page, displaying a login form with the text "Please enter user name and password." and fields for "User:" and "Password:". Below the fields is a "Sign" button and a certification statement: "By entering my password here, I certify, as a licensed veterinarian, that the information entered for this VFD is accurate and correct, to the best of my knowledge. I certify that I have a current client relationship with the owner and/or manager of the animals." The background page shows a table with columns for "Number", "Address", "Phone Number", "Fax Number", "Feed Mill", "Test Fe", "Fmill Ac", and "Fmill C". At the bottom of the page, there is a summary box: "Swine to be treated (number and location): Count: 50 Group Name: Sample Group 2-16-11".



# VFD Renewal Screen

## Certificates

Beginning Expiration Date:

Ending Expiration Date:

Feed Mill:


Prior Vet Last Name:

- Home
- Certificates ▾
- Reports ▾
- Contacts ▾
- Tools ▾
- Help ▾

### VFD Renewal

<a href="#">Renew</a>	<a href="#">Remove</a>	<a href="#">Copy Notes</a>	<a href="#">New Animal Group</a>	<a href="#">New Effective (Expiration = +90 days)</a>	<a href="#">New Animal Count</a>	<a href="#">Site</a>	<a href="#">Feed Mill</a>	<a href="#">Prior Cert</a>	<a href="#">Prior Animal Group</a>	<a href="#">Prior Expiration ▾</a>	<a href="#">Prior Animal Count</a>	<a href="#">Prior Total Tons</a>
-----------------------	------------------------	----------------------------	----------------------------------	---	----------------------------------	----------------------	---------------------------	----------------------------	------------------------------------	------------------------------------	------------------------------------	----------------------------------

\*\* empty \*\*



© 2001 - 2009, [GlobalVetLink, LC](#) | [Disclaimer](#) | [Privacy Statement](#)



# VFD Ready to Sign

## Certificates

Feed Mill:

Home

Certificates ▾

Reports ▾

Contacts ▾

Tools ▾

Help ▾

### VFD's Ready to Sign

Approve ▾	Reject	<a href="#">Cert</a>	<a href="#">Date</a>	<a href="#">Origin/Site</a>	<a href="#">Feed Mill</a>	<a href="#">Animal Group</a>	<a href="#">Feed</a>	<a href="#">Instructions</a>
<input type="checkbox"/>	<input type="checkbox"/>	<a href="#">11-EP-22014</a>	Effective: 02/07/2011 Expiration: 05/08/2011	Buck Show Plgs 1271 85th Avenue State Center, IA 50001	Test Feed Mill - Mult Emails 123 Feed Mill Lane Sample City, IA 12345	Animal Group: Berk Gilts-1 Animal Count: 25	181 g/ton: 7 days/0.5625 tons of feed 272 g/ton: 7 days/0.125 tons of feed 363 g/ton: 7 days/0.0375 tons of feed Amount of final (Type C) Feed 0.725 tons	181 g/ton: 272 g/ton: 363 g/ton:

© 2001 - 2009, [GlobalVetLink, LC](#) | [Disclaimer](#) | [Privacy Statement](#)

GlobalVetLink - Google Chrome

gvl.globalvetlink.com:8881/certificates/getSignatureUser.jsp?popup=yes

**Please enter user name and password.**

**User:**

**Password:**

By entering my password here, I certify, as a licensed veterinarian, that the information entered for this VFD is accurate and correct, to the best of my knowledge. I certify that I have a current client relationship with the owner and/or manager of the animals.



© 2001 - 2009, [GlobalVetLink, L](#)

# How to Use Pulmotil®

Pulmotil dosage	Use
181-363 g/ton	For the control of swine respiratory disease associated with <i>Actinobacillus pleuropneumoniae</i> and <i>Pasteurella multocida</i> .
<b>Recommendation:</b> Pulmotil should be included in the first ration in the nursery to control respiratory disease and limit herd-threatening performance losses.	
<b>Feeding directions:</b> Begin feeding about 7 days before an anticipated disease outbreak, and feed for a total of 21 days.	

Feeds containing tilmicosin must be withdrawn 7 days prior to slaughter.

**CAUTION:** Federal law limits this drug to use under the professional supervision of a licensed veterinarian. Animal feed bearing or containing this veterinary feed directive drug shall be fed to animals only by or upon a lawful veterinary feed directive issued by a licensed veterinarian in the course of the veterinarian's professional practice.

**The labels contain complete use information, including cautions and warnings. Always read, understand and follow the labels and use directions.**

Pulmotil® is a trademark for Elanco's brand of tilmicosin.

Elanco®, Pulmotil®, and the diagonal color bar are trademarks of Eli Lilly and Company.

© 2011 Elanco Animal Health. All rights reserved.

## Elanco Animal Health

2500 Innovation Way  
Greenfield, IN 46140

**1-800-428-4441**

**[www.elanco.com](http://www.elanco.com)**



# Contact Information

## Technical Support Phone

New Customers (515) 296-0860

Current Customers (515) 296-3779

**EMAIL: [Info@GlobalVetLink.com](mailto:Info@GlobalVetLink.com)**

Monday-Friday 8:00 a.m. – 5:00 p.m. (CT)

